

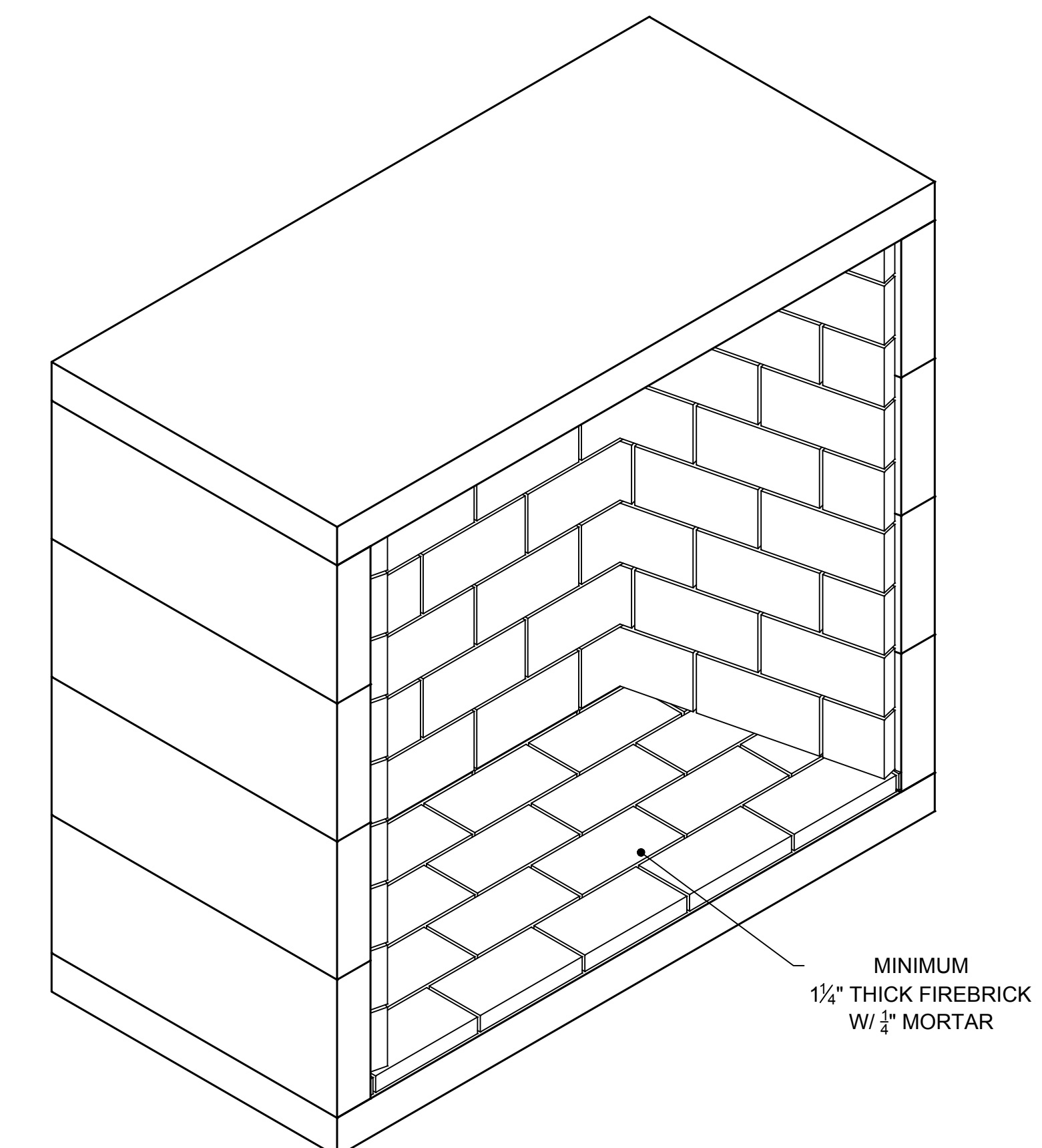
**COMPONENT LIST**

PART #	DESCRIPTION	QTY.
20	SIDEWALL	8
23	BASEPLATE-46" (STD)	2
31	BACKWALL-46" (STD)	8


**GENERAL NOTES**

1. THIS CUSTOM ISOKERN FIREPLACE CARRIES NO LISTING, UL OR OTHERWISE.
2. DRAWINGS ARE FOR DESIGN PURPOSES ONLY AND ARE THE SOLE PROPERTY OF EARTHCORE INDUSTRIES. ANY REPRODUCTION OR UNAUTHORIZED USE IS STRICTLY PROHIBITED.
3. EARTHCORE/ ISOKERN OR ANY DIVISION THEREOF SHALL NOT BE HELD LIABLE FOR ANY INCIDENTAL OR CONSEQUENTIAL DAMAGES OR EXPENSES ARISING OUT OF THE USE OF THE FIREPLACES OR CHIMNEY SYSTEMS.
4. ALWAYS CHECK LOCAL BUILDING CODES GOVERNING FIREPLACES AND FIREPLACE INSTALLATIONS.
5. DO NOT BUILD A FIRE IN THIS ENCLOSURE.
6. THE VENT-FREE FIREBOX MAY BE INSTALLED AT "ZERO CLEARANCE" TO PLYWOOD SHEATHING AND TO UN-INSULATED WOOD FRAMING MEMBERS AT THE UNIT BOTTOM, SIDES, REAR AND TOP WHEN USED FOR ENCLOSING ANY LISTED UNVENTED GAS-FIRED LOG SET WITH MAXIMUM HEAT INPUT RATINGS UP TO 40,000 BTU/HR.
7. WHEN A VENT-FREE FIREBOX IS TO BE INSTALLED ON CARPETING, TILE, OR ANY COMBUSTIBLE MATERIAL OTHER THAN WOOD FLOORING OR CONCRETE, THE VENT-FREE FIREBOX SHALL THEN BE INSTALLED ON A METAL OR WOOD PANEL EXTENDING THE FULL WIDTH AND DEPTH OF THE VENT-FREE FIREBOX.
8. AT THE FRONT OF THE FIREBOX, ALL COMBUSTIBLE TRIM MUST BE KEPT A MINIMUM OF 12" FROM THE TOP, AND 8" FROM THE SIDES OF THE FIREBOX OPENING.
9. KEEP ALL INSULATION MATERIAL TO A MINIMUM OF THREE INCHES (3") AWAY FROM THE OUTSIDE SURFACES OF THE VENT-FREE FIREBOX.
10. THESE MODELS CANNOT BE INSTALLED IN A BEDROOM UNLESS MAXIMUM BTU RATING OF INSTALLED VENT-FREE LOG SET IS LESS THAN 10,000 BTU/HR.

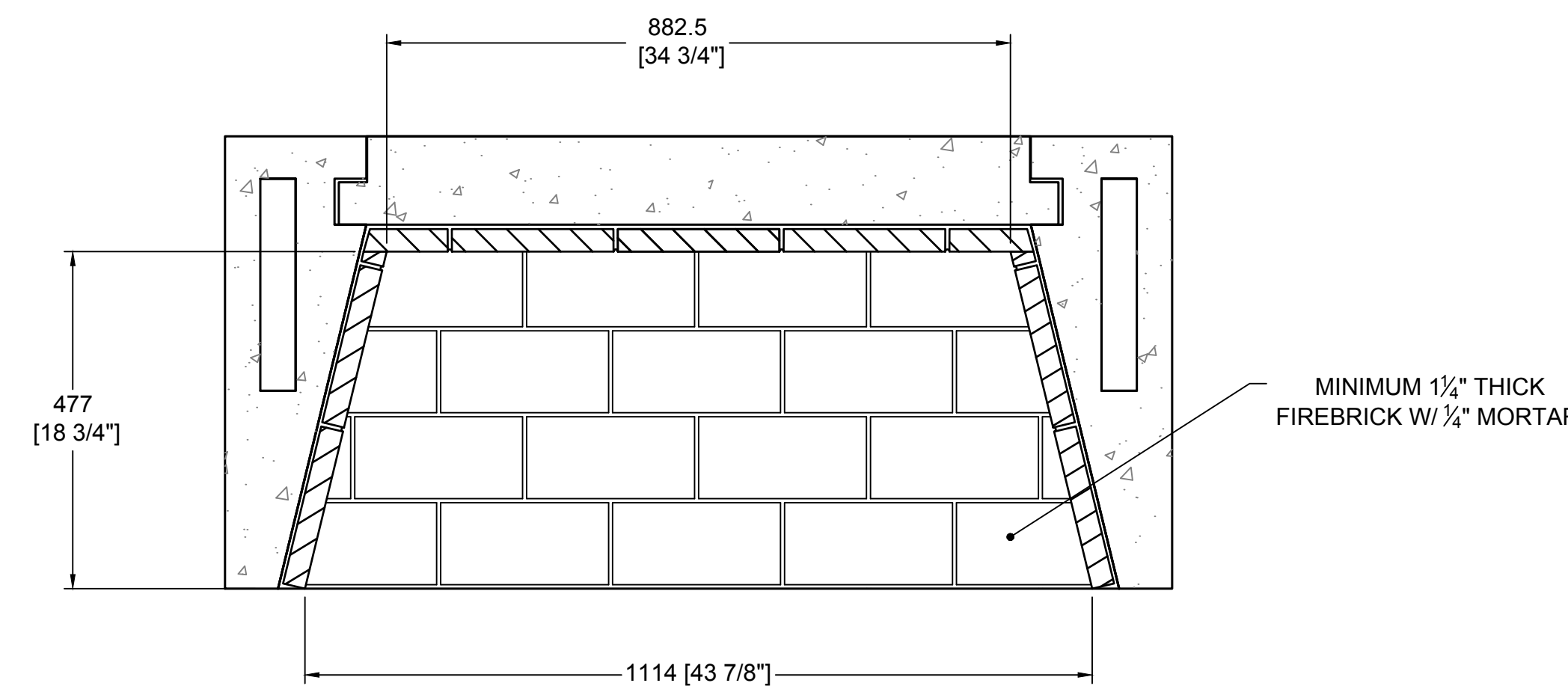
**ISOMETRIC VIEW (N.T.S)**



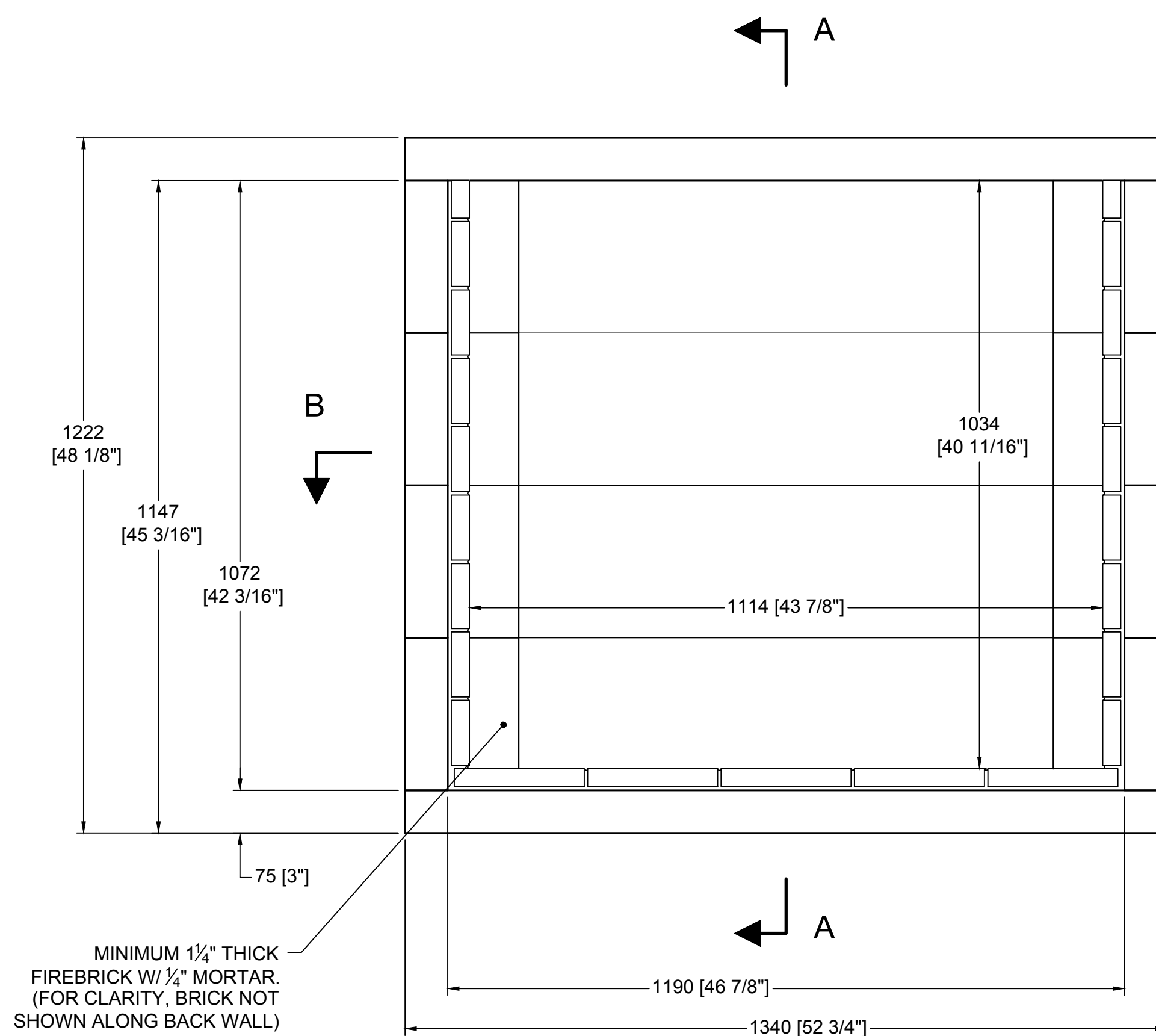
	UNLESS OTHERWISE STATED, ALL DIMENSIONS ARE IN MILLIMETERS		PROJECT: <b>46" VENT FREE-TALL</b>				
	UNSPECIFIED TOLERANCES	THIRD ANGLE PROJECTION	DESCRIPTION: <b>FIREPLACE CONSTRUCTION DOCUMENT</b>				
MATERIAL: <b>E.C. PLUMICE MIXTURE</b>	ANG. X ±		MATERIAL: <b>E.C. PLUMICE MIXTURE</b>	DATE: <b>6/6/2018</b>	SCALE: <b>1-1/2"=1'-0"</b>	DRAWING #: <b>81046-B</b>	REV.
DRAWN: <b>K.B.H.</b>	LIN. X ±		APPROVED:	DATE:	SIZE: <b>D</b>	DO NOT SCALE	SHEET # <b>1</b> OF <b>1</b>
6899 Philips Industrial Blvd. Jacksonville, FL 32256	X ±						
	XX ±						



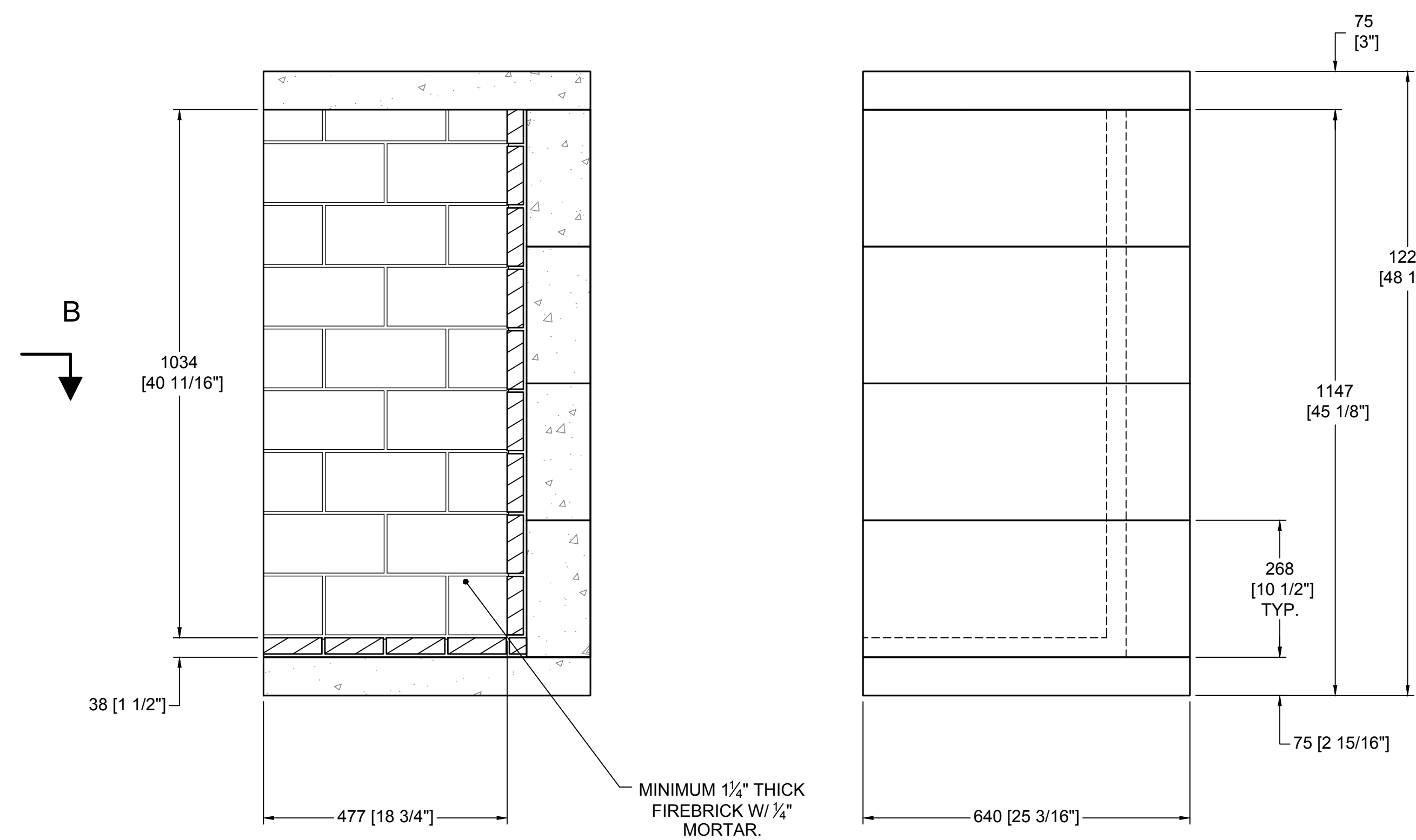
**TOP VIEW**



**SECTION B-B**  
HORIZONTAL FIREBRICK DETAIL



**FRONT VIEW**



**SECTION A-A**  
VERTICAL FIREBRICK DETAIL

**RIGHT SIDE VIEW**